



MIC-KEY* 2-PORT Y EXTENSION SETS WITH ENFit® CONNECTORS

Proper Use and Care Guide

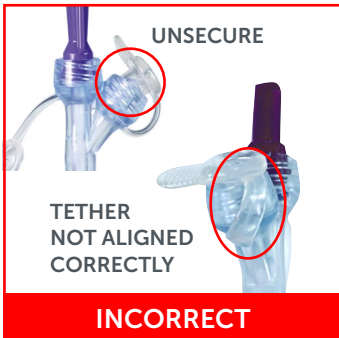
1. CLEAN: Avoid nutrition build up in connector threads and tethered caps. Clean regularly with warm soapy water per the IFU.



2. CONNECT: Make sure connection is secure to avoid leakage. Avoid over tightening the feed set connector. **STOP** when you feel a “snug” connection.



3. CAP: Ensure the tethered cap is securely closed by pushing or twisting it in. To close by twisting, push the cap firmly inside the port. Once locked, turn the cap within the port to ensure the strap is straight. A diagonal strap pulls on the cap creating tension, which may cause leakage.




4. ALIGN: Avoid misalignment and cross threading connections, especially with syringe. **This is key to prevent cracking of the access port and potential damage of the extension set.**



5. OTHER CONNECTIONS: Try to avoid hitting connections attached to the other port, especially when using an offset syringe.



6. DISCONNECT: Avoid forcing connectors apart or disconnecting with pliers, clamps or other tools. If you are unable to disconnect due to build up, soak in warm soapy water.



DAILY CARE:

- Wash the MIC-KEY* Extension Set after use with warm water and soap. Rinse thoroughly and allow to air dry.
 - Caution: Do not use hot or boiling water.
- To avoid contamination, store cleaned and dried extension set in a dry environment until next use.
- NOTE:** MIC-KEY* Extension Sets are disposable and should be replaced every few weeks.